



METCAM

Continuous Quantitative
Optical Gas Imaging
System



ARE YOU AWARE OF THE EMISSIONS LEAVING YOUR SITE?

Emissions are:



Unpredictable



Costly



Dangerous



Harmful

IDENTIFY AND VISUALIZE YOUR EMISSIONS AS THEY HAPPEN WITH METCAM

MetCam offers:



Continuous monitoring



Gas Cloud Quantification



HazLoc Compliance



Cost Effective

BUILT TO ENDURE HARSH CONDITIONS FOR LONG-LASTING SERVICE

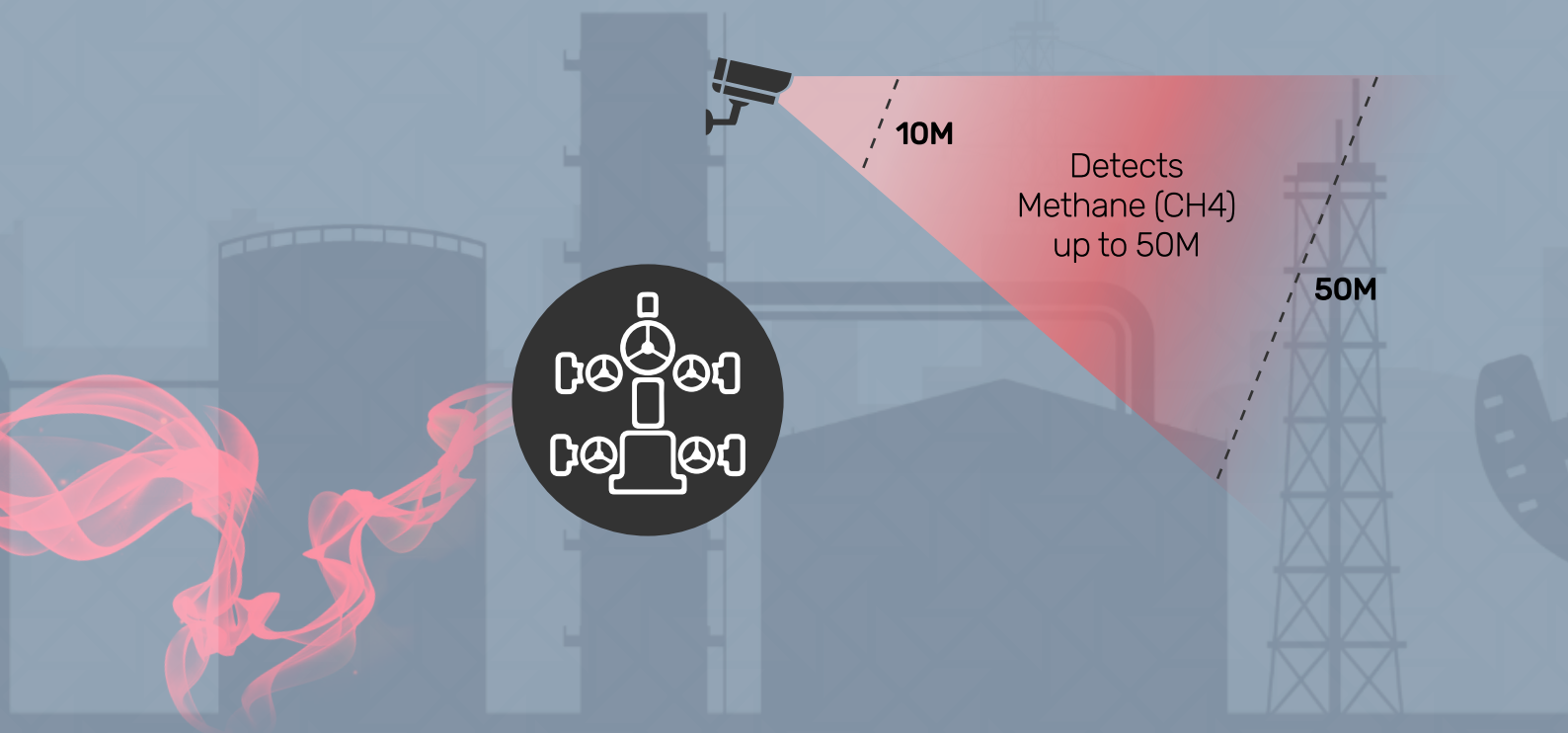
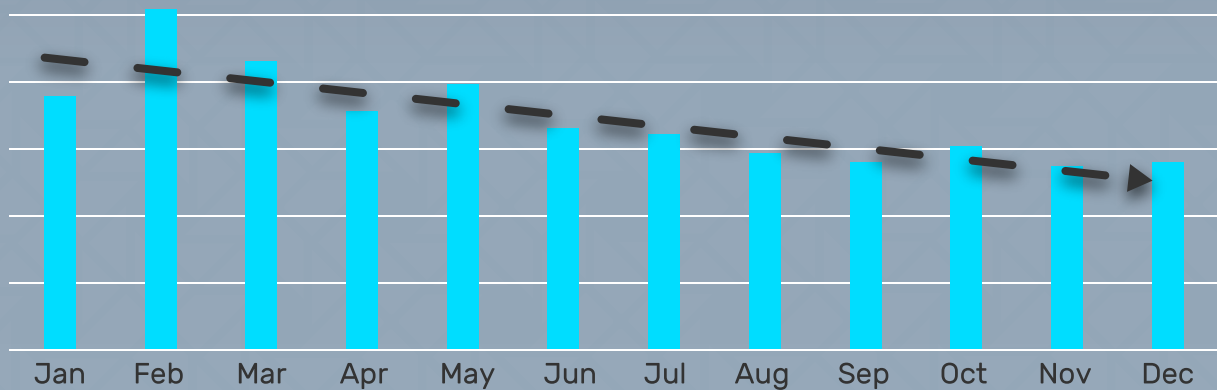


Zone 1 | Class 1 Div. 1
Certified

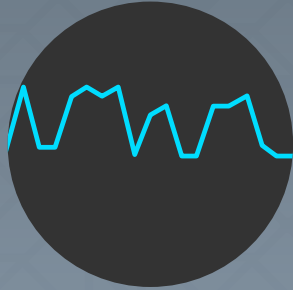


Dust and Water
resistant

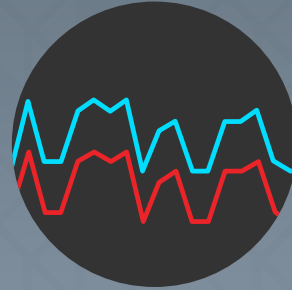
USE THE DATA CAPTURED BY METCAM TO SEE YOUR EMISSIONS PERFORMANCE OVER A SPECIFIED PERIOD OF TIME



EXPERT DUAL BAND TECHNOLOGY ALLOWS FOR MORE PRECISE MEASUREMENTS OF GAS CLOUDS

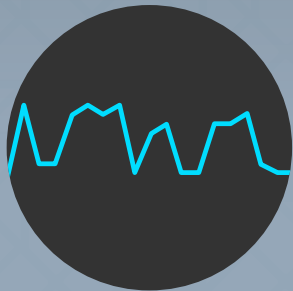


Single Band

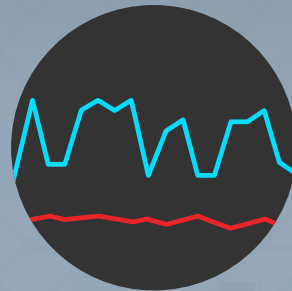


Dual Band

Dual band technology eliminates false alarms by comparing the reading in two wavelength bands. Readings in the control band indicate the absence of the target gas.



Single Band



Dual Band

Using the control band as reference and comparing it with the in-band allows for confidence in declaring target gas presence and gas path-concentration quantification.



Flow rate: N/A


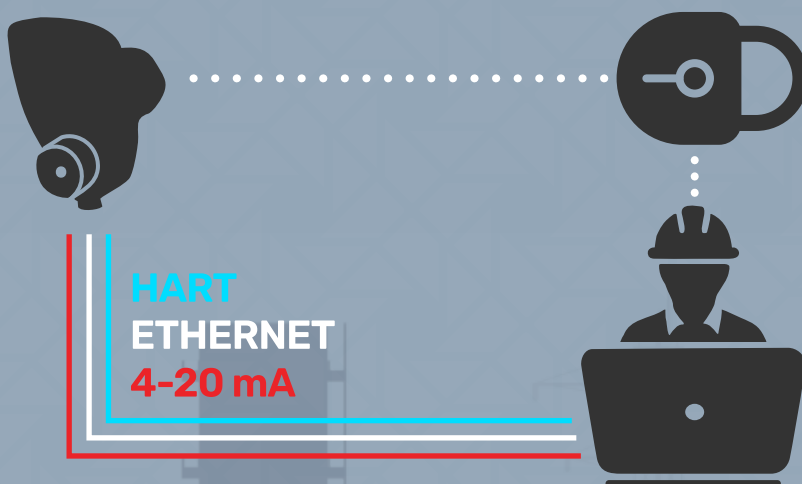


Flow rate: 250 g/hour

With autonomous onboard computing, users can save time, space, and money by eliminating the necessity for supplementary software or equipment



EVENT CAPTURE



Warning and Alarm Alerts



User Settable Thresholds



No Subscriptions



No man-in-loop

SPECIFICATIONS

MODEL P/N	A1601000200	A1601000300 (EXTENDED TEMPERATURE)
OPTICAL		
Field of View	68° Horizontal X 23° Vertical 40 x 12 meters @ 30 meters distance	
Working range	10-50 meter distance	
DETECTIVITY		
Safety mode alarm levels	A1 and A2 discrete alarms	
Emissions mode	Minimal detection level <60 gr/hr for Methane	
ELECTRICAL		
Power input	16-32 VDC	
COMMUNICATION		
Local	4-20 mA or HART Warning, alarm inhibit & fault	
To ONVIF or VMS Client	Gigabit Ethernet	
ENVIRONMENTAL		
Explosive Atmosphere Certification	Global Certification: ATEX: II 2 G Ex db ia IIB+H2 T5 Gb IECEx: Ex db ia IIB+H2 T5 Gb -40°C < Ta < 60°C NA Certification: NEC 500 Class I Div 1 Groups B, C, D, T5 -40°C < Ta < 60°C	
Relative Humidity	0-100%	
Operating Temperature	-20°C to +40°C / -4°F to 104°F	-40°C to +60°C / -40°F to 140°F
Ingress Protection	IP66	
PHYSICAL		
Dimensions	156 x 236 x 183 mm 6.1 x 9.3 x 7.2" (without accessories)	
Weight	4.3 kg / 9.5 lbs	
INTERFACE		
Mechanical	4 x 10-32 UNF	
Gland entrance thread	3/4" NPT	